

All Rights Reserved  
Materials and specifications are subject to change without notice.  
Featured machines in photos may include additional equipment. See your XCMG dealer for available options.



Hydraulic Excavators  
**XE260E**  
**XE260EN**



**XCMG European Sales and Services GmbH**  
Address: Europark Fichtenhain B 4,47807 Krefeld, Deutschland  
Tel: +49 (0) 2151 8206 890  
Fax: +49 (0) 2151 8206 899  
E-Mail: [info@xcmg-ess.de](mailto:info@xcmg-ess.de)

**XUZHOU CONSTRUCTION MACHINERY GROUP IMP. & EXP. CO., LTD**  
Address: No.1, Tuolanshan Road, Xuzhou Economic Developing Zone, Jiangsu, China 221004  
Tel: + 86(0) 516 8773 9703  
Fax: + 86(0) 516 8773 9230  
E-Mail: [europe@xcmg.com](mailto:europe@xcmg.com)

[www.xcmg.com](http://www.xcmg.com)

Rated Power: 145 kW  
Operating Weight: 26800-27450 kg  
Bucket Capacity: 1.0-1.4m<sup>3</sup>





## INTRODUCTION OF XCMG

Founded in 1943, XCMG is a multinational corporation with the most comprehensive range of competitive, influential products in the construction machinery industry. Our business covers eight key areas: construction machinery, heavy trucks, mining machinery, sanitation machinery, machinery components, construction, finance, and the ICT industry.

XCMG has established a global R&D network with a total of six centers in China, the US, Germany, Brazil and India, with the China national technology center at its core. In addition to a number of manufacturing bases in China, the US, Germany, the Netherlands, Poland, Austria, Brazil, India, and Uzbekistan, we possess two complete machine brands (XCMG, Schwing), and several component brands including FT and AMCA. The strength of this global R&D network and the manufacturing operations made XCMG the industry leading global construction equipment manufacturer that it is today.

For more than 30 years, XCMG has been sowing the seeds of overseas development as the No. 1 exporter in China's construction machinery industry. Today, we have 42 branches and offices, 315 distributors, and 526 contractors in 188 countries and regions worldwide and we are still growing rapidly.

## XCMG IN EUROPE

Since its foundation in 2012, XCMG is gradually establishing a complete network including: R&D department, local distribution, supply chain management and an integrated customer services and training center. Nowadays, with 3 branches, XCMG has over 100 multinational employees in Europe, of which more than 50 % are R&D engineers:

**ERC: XCMG European Research Center GmbH**

**EPC: XCMG European Purchasing Center GmbH**

**ESS: XCMG European Sales and Services GmbH**

Our local professional R&D team and our cutting-edge innovation platform guarantee that our products are carefully crafted to the smallest detail according to the diverse needs of European customers.



XCMG XE260E/XE260EN builds further on its reputation from the previous series based on the quality, reliability, and durability. The enhancements deliver the best-in-class fuel efficiency while not compromising on power, reducing emissions and consumption, while increasing productivity.

If you are looking to get your work done with a durable brand, you can trust XCMG and look no further than our XE260E/XE260EN.

► **RELIABILITY:**

Even under the harshest conditions, XCMG has made its aim to build long-life products. XCMG has already a long relationship with the best component suppliers in the world. Cummins engines, Kawasaki KPM hydraulic pumps, main control valve and swing motor, and high-quality travel motors guarantee you the best performance. Oversized cylinders in combination with long-life reinforced pins, polymer shims & bushings ensure best performance with unchanged durability.

► **PRODUCTIVITY AND EFFICIENCY:**

Strong and unmatched bucket and arm digging forces give the XE260E/XE260EN the ability to fulfil the most challenging tasks on your jobsite with excellent productivity and efficiency.

► **SAFETY SOLUTIONS:**

A rear camera, a side camera, large side mirrors, powerful LED lighting, and anti-slip steps and platforms. Guard rails for accessing safely the upper structure. The ROPS (Roll Over Protective Structure) and the OPG (Operator Protective Guard) cabin ensure the operator's safety.

► **VERSATILITY:**

Multiple boom and arm sizes together with special configurations are available to efficiently carry out any task your business requires.

► **EASY-TO-USE ATTACHMENTS:**

As standard, single and dual way auxiliary hydraulic pipelines (AUX1) for attachments such as hammer, grapple; and dual way auxiliary hydraulic pipelines (AUX2) for rotating such as clamshell and shear.

► **COMFORTABILITY:**

The new modernized generation cab has ample space, improving control ergonomics, with low noise and vibration levels and excellent all-round visibility. A fully adjustable heated air suspension seat and air conditioning with climate control as standard.

► **CONTROLLABILITY:**

8 attachment and 3 power modes, proportional control with a user-friendly 8" TFT LCD color monitor.

► **STRONG POWER:**

Exceptionally powerful and fuel efficient with high torque at low revs – the Stage V compliant Cummins B6.7 engine is equipped with a Diesel Particulate Filter (DPF) and the associated regeneration system for fewer emissions.

► **ADVANCED FILTRATION:**

Easily accessible highly efficient filters and cleaners that remove all contamination from your job site and protect your investment in the best possible way.

► **SIMPLE AND EASY MAINTENANCE:**

Easy access to all compartments. Maintenance and service data are directly available from monitor.

► **UNDERCARRIAGE DURABILITY:**

The CAE-designed X-shape undercarriage enables even weight distribution, increases stability and durability, and prevents damage from rocks and debris.



## ► Power without compromise

The XE260E/XE260EN makes handling your task efficient and comfortable.

The optimized Kawasaki-KPM hydraulic system makes sure that all that engine power is used in the best possible way by delivering accurate maximum pumping in a smooth way.

All that power has reliably increased the digging power, the lifting capacities, and the traction force.

Greater fuel efficiency means you can keep costs down and reduce environmental impacts.



### POWER MATCH TECHNOLOGY

The XE260E/XE260EN is equipped with a Cummins B6.7 engine. Famous for its excellent fuel efficiency, reliability, and long service life, it combines exceptional power output and high torque at low revs.

Selective Catalytic Reduction (SCR) technology - combined with a Diesel Particulate Filter (DPF) - ensures compliance with Stage V regulations.

If the engine is the heart of the excavator, the XICS (XCMG Intelligent Control System) is its brain - providing a perfectly synchronized communication link between the engine's ECU (Electronic Control Unit) and the hydraulic system. The CANBUS (Controller Area Network) system enables a constant flow of information between engine and hydraulic system, so that power is delivered exactly as needed.

### FUEL ECONOMY TECHNOLOGY

- A choice between 3 power modes and 8 attachment modes guarantees optimum performance in all conditions.
- Electronic control of fuel consumption.
- The auto-idle function saves more fuel and reduces emissions.
- For optimum cooling, the fan speed is controlled by a viscous clutch that results in lower fan noise with better fuel efficiency.

### Easy hydraulic maintenance:

- 2000/4000 hours of hydraulic oil replacement (depending on the hydraulic oil type)
- Replace the hydraulic oil return filter after 500hours
- Replacement of the hydraulic oil suction filter element after 2000 hours

### Less engine service:

- 500 hours engine diesel filter replacement
- 500 hours engine oil and filter replacement
- The long service intervals guarantee limited downtime.



# First Choice for Comfort

The XE260E/XE260EN cabin is designed to support increased productivity with a spacious comfortable operator environment. The pressurized cab is ISO-certified for your safety and offers a comfortable heated fully adjustable air-suspension seat with several storage compartments and a clear all-round view of your jobsite. The reduced noise and vibration levels with automatic air-conditioning/climate-control will make your workday more easy and comfortable.



## Power

An industry-leading Cummins engine that saves on fuel and meets the Stage V/Tier 4 F emission regulations powers the XCMG XE260E/XE260EN.

## Advanced control technology

Ergonomic, advanced and simple-to-operate - Kawasaki's proportional joystick delivers ultra-precise and smooth control over all movements.

The orientation of the joystick's rollers and the buttons is adjustable.

## Air conditioning with automatic climate control

A choice from 5 different working modes to regulate airflow to adjust the system's air temperature maintains the optimal desired temperature. A recirculated air function is also available.

## Bluetooth/MP3/USB radio as standard and DAB radio as option

Bluetooth FM radio is fitted as standard and DAB radio can be ordered optionally.

## Storage space

The new cab has 7 storage compartments - including a hot/cool box, a storage box for magazine/papers, and a cup holder.


## Cab suspension

Even at the roughest applications where you are working, the cab's improved new suspension system dampens and smoothens out unwanted feedback from your jobsite.

## Quick coupler control

A standard quick coupler hydraulic system with pipelines lets you exchange your attachment easily from the operator's seat. It facilitates the most common systems.

- 1 Operator's station
- 2 Ergonomic travel pedals
- 3 Heated air suspension seat
- 4 Power outlet
- 5 Throttle dial
- 6 All around AC and heating
- 7 (Bluetooth) AM/FM radio
- 8 Proportional hydraulic joystick
- 9 High quality speaker
- 10 Hammer control pedal
- 11 Engine stop switch
- 12 LCD color monitor
- 13 Safety lever
- 14 Cup holder



## Machine interfaces

All machine interfaces – including joysticks, keypad, panel and larger LCD monitor – are ergonomically designed for optimum control and efficiency, resulting in increased productivity and workplace wellbeing. The switches have been simplified and climate control is now integrated into the keypad for easy adjustments.

- The new multi-function 8" TFT LCD monitor displays a comprehensive range of useful technical information, allowing you to check the machine's status and settings at a glance.
- Highly sensitive and low-effort joysticks and clear convenient controls enable you to work smooth and safely with minimum effort for increased comfort and efficiency.
- The new adjustable proportional auxiliary functions support precise and smooth control of your attachments.

### Intelligent monitor

The upgraded 8" TFT monitor features a day and night display with full user access to the machine settings and maintenance data. Any abnormality is clearly displayed on the screen, allowing you to work safely and confident with an accurate overview of all conditions.

All important data can be directly monitored from the main screen.

- |                         |                       |
|-------------------------|-----------------------|
| 1. Bluetooth            | 2. Energy saving icon |
| 3. Travel speed (H/L)   | 4. Automatic idle     |
| 5. Power boost          | 6. Work mode          |
| 7. Mode and gear        | 8. Notification icon  |
| 9. Camera               | 10. Time and date     |
| 11. Urea level          | 12. Mute button       |
| 13. Main interface set  | 14. Menu              |
| 15. Coolant temperature | 16. Fuel level        |
| 17. Camera channel      | 18. Fault code area   |
| 19. Fault description   | 20. Hour meter        |



### Dynamic power management

- Activating the power boost control system increases the digging force by 8.8 %
- Auto-idling starts 4 seconds after all controls are returned to the neutral position.

### 8 attachment modes and 3 power modes

Deliver the needed power according to your specific application while minimizing fuel consumption.

One click mode for quick selection and more convenient operation. Visual adjustment of pressure and flow parameters for more intelligent control.



Air cleaner

Air cleaner: air filter life and engine efficiency are directly related to the amount of debris ingested through the engine's air intake. Therefore, the air cleaner (as standard) is the first stage of an air intake system that prevents the majority of heavier-than-air particles from entering.

## ► Designed for long-term robustness and safety

XCMG has developed one of the most rigorous strength and reliability testing procedures, The XCMG E-series features durability under the most extreme conditions and is therefore one of the most popular brands in its home market.

We continually manufacture the most durable machines in order to reduce the cost of ownership. The robust upper frame, undercarriage structure, and front attachments show their real value in tough working conditions and guarantee higher productivity.



### Reinforced durability of the X-chassis

The X-shaped undercarriage has a higher durability than demanded on the jobsite, as proven through numerous tests including road tests and virtual simulation.

### Undercarriage durability with easy maintenance

- The chain is composed of sealed, self-lubricating links for long-term performance
- Long life track tensioners and the idlers
- Heavy-duty wear resistant cast sprockets
- Durable lubricated track rollers

### Strengthened boom and arm

FEA has been used to calculate the best load distribution throughout the machine's structure. For better protection of the base of the arm, reinforced bars have been added. The arm structure has been strengthened for the roughest conditions.

### Hi-grade (high-pressure) hoses

The E-series uses a new type of high-pressure hoses with improved heat and pressure resistance to increase the durability of the machine.

### Reinforced pin, bush, and polymer shim

The new series improved the lubricity of the connecting parts between the machine and attachments. Gaps with attachments are minimized by wear-resistant long-life pins, bushes, and polymer shims, supporting the highest performance with invariable durability.

## ► Excellent serviceability

Our machines are designed for simple routine maintenance, while skilled XCMG technicians are available to provide extra support if needed. To get the most out of your machine, choose the package you need from a broad range of service agreements. Uptime, productivity and residual value are all maximized, making the XE260E/XE260EN an economical and rewarding choice.



### Simple and easy maintenance

- A large guard rail is installed along with anti-slip steps and plates, for safer and easier access to the upper structure
- The cab's air-conditioning filter is lockable and placed on the cab's side for easy access
- A battery cut-off switch to easily disconnect the battery for jobsite required safety measures.
- Shut-off valves on the pre-filter piping line and fuel tank drain piping make servicing easier and prevent pollution from leakage
- The engine parts can be reached easily via the top and side panels
- For extra accessibility and servicing convenience, all filters (engine oil filter, fuel pre-filter, fuel filter and hydraulic pilot filter) are located in the pump compartment.

### Pre-start monitoring system

The XE260E/XE260EN has a pre-start monitoring system that shows you coolant temperature, hydraulic oil temperature, engine oil pressure, fuel levels, and the AdBlue® level. It will also indicate fluid and filter intervals to keep the machine in top performing condition.

### Proactive maintenance solutions

- Extended warranty: covering parts, travel, and labor
- Routine maintenance: your dealer will support you with routine service at regular intervals
- Genuine parts: manufactured and tested to ensure long lifetime of your machine.

### SCR tank and easy diesel filling

The ECU (Engine Control Unit) monitors the AdBlue® system with sensors and warns the operator of potential system malfunctions.

### Centralized lubrication greasing points

To make maintenance easier.

## ■ Engine

Designed to deliver superior performance and fuel efficiency, the Cummins Stage V diesel engine fully meets the emissions regulations. To optimize machine performance, the engine uses high-pressure fuel injectors, a VGT™ turbocharger inter-cooler, and electronic engine controls. 4-cycle water-cooled, turbocharged, Selective Catalytic Reduction (SCR) with a Diesel Particulate Filter (DPF).

XE260E/XE260EN	
Model	Cummins B6.7
No. of Cylinders	6
Rated Power at 2000 rpm	
[SAE J1995]	145 kW (194hp) @ 2000rpm
[SAE J1349]	—
[ISO 9249]	—
Max. Torque at 1500 rpm	847 Nm (625 lb-ft)
Idle Speed (Low-High)	700-1200 rpm
Approximate Engine Dry Weight (with Standard Accessories)	507kg [1118 lb]
Piston Displacement	6.7 Liters [408 in³]
Bore × Stroke	107mm [4.21 in] × 124 mm [4.88 in]
Starter	24 V / 7.8 kW
Batteries - Alternator	2 × 12 V, 120 Ah - 24 V, 70 A
Air Filter	Donaldson the Latest PSD Air Filter and Pre-filtered Dust Separator

## ■ Undercarriage

Extremely robust construction throughout - made of high-quality, durable materials, with all welded structures designed to limit stresses.

- Lifetime lubricated track rollers, idlers and sprockets fitted with floating seals
- Track shoes made of induction-hardened alloy with triple grouser
- Heat-treated connecting pins
- Hydraulic track adjuster with shock-absorbing tension mechanism

### • Number of rollers and track shoes per side

XE260E/XE260EN	
Upper Rollers (Standard Shoe)	2
Lower Rollers	9
Number of Links & Shoes per Side	51
Overall Track Length	4640

## ■ Weight

	Shoe width (mm)	Operating weight (t)	Ground pressure (kgf/cm²)
	600 (Std.)	26800	56.98
Triple Grouser	700	27100	49.39
	800	27400	43.69

## ■ Hydraulic system

The XICS (XCMG intelligent Control System) is the brain of the excavator - minimizing fuel consumption and enabling the efficiency of the hydraulic system to be optimized for all working conditions. To harmonize the operation of the engine and the hydraulics, the XICS is connected to the engine's electronic control unit (ECU) via a data transfer link.

- The hydraulic system enables independent and combined operations - 2-speed travel offers either increased torque or high travel speed
- A cross-sensing pump system and an auto-deceleration system improve fuel efficiency.
- 8 attachment modes, 3 power modes - flow and pressure control of auxiliary hydraulic circuits from control panel
- Computer-controlled pump flow control

### • Pumps flow & system pressure

XE260E/XE260EN	
Main Pumps, type:	2 × Variable displacement tandem axial piston pumps
Maximum Flow Rate	2 × 221 l/min
Pilot Pump, Type:	Gear pump
Maximum Pilot Flow Rate	17 l/min
Relief Valve Settings:	
Pressure up	350/380 kg/cm²
Travel	350 kg/cm²
Swing	260 kg/cm²
Pilot	40 kg/cm²

## ■ Cab

Optimal climate control is provided by the integrated air-conditioning and heating system. An automatically- controlled fan supplies the pressurized and filtered cab air, which is distributed throughout the cab from multiple vents. The fully adjustable heated air suspension operator's seat includes a seat belt. The operator can adjust the ergonomic seat and joystick console separately according to his preferences.

### • Noise emission

XE260E/XE260EN	
Noise level LpA[IOS 6396]	73 dB(A)
Noise level LwA[IOS 6395]	104 dB(A)

## ■ Component weights

Item	Unit	XE260EN	XE260E	Remarks
Upper structure without front attachment	kg	14620	14620	With counterweight
Lower structure assembly	kg	7754	7804	600 mm shoe
Front assembly	kg	4426	4426	Without cylinder
counterweight	kg	5417	5417	Standard counterweight:
Boom	mm/kg	6000/1864	6000/1864	Including bushing
Arm	mm/kg	2964/950	2964/950	Including bushing
Bucket	m³/kg	1.2/980	1.2/980	Including bushing

## ■ Swing mechanism

The swing mechanism uses an axial piston motor, driving a 2-stage planetary reduction gear for maximum torque bathed in oil.

- Swing bearing: single-row, shear-type ball bearing with induction hardened internal gear
- Internal gear and pinion immersed in lubricant

### • Swing speed & torque

XE260E/XE260EN	
Maximum swing speed	10.6 rpm
Maximum swing torque	85.5 kN.m

## ■ Drive

An independent, high-torque axial piston motor through a planetary reduction gearbox drives each track. Two levers with foot pedals guarantee smooth travel with counter-rotation on demand.

The track frame protects the travel motors with hydraulically released multi-disc brakes and planetary gears.

### • Speed & traction

XE260E/XE260EN	
Travel speed (low-high)	3.3- 5.2 km/h
Maximum traction	220 kN
Maximum gradeability	35° / 70 %

## ■ Fluid capacities

XE260E/XE260EN	
Fuel tank	400 L
Cooling system (radiator)	26 L
Urea(DEF) tank	48 L
Hydraulic oil tank	150 L
Engine oil	24 L
Swing reducer	5.5 L
Travel reducer	2 × 5 L

## ■ Hydraulic cylinders

High-strength steel piston rods and cylinder bodies. A shock-absorbing (cushion) mechanism fitted in all cylinders for shock-free operation and extended piston life.

Cylinders	Quantity	Bore × rod diameter × stroke (mm)
Boom	2	125 × 90 × 1390
Arm	1	140 × 100 × 1610
Bucket	1	130 × 90 × 1075

## ■ Buckets

Bucket type	Capacity (m³) SAE	Width (mm)		Weight (kg)	Boom 6 m		SLR Boom 9.7 m
		With side cutters	W/o side cutters		Arm 2.5 m	Arm 2.96 m	Arm 7.88 m
GP	0.4	766	700	423	-	-	A
	1.2	1459	1350	949	A	A	-
	1.3	1549	1440	985	A	B	-
	1.4	1584	1486	1032	B	C	-
HD	1	1253	1174.4	996	A	A	-
	1.1	1353	1274.4	1011	A	A	-
	1.2	1409	1327.9	1065	A	A	-
	1.3	1384	1384	1126	A	A	-
	1.4	1474	1474	1166	A	B	-
SD	1.5	1634	1601.2	1172	B	C	-
	0.9	1120	1120	937	A	A	-
	1.1	1210	1210	1030	A	A	-
	1.2	1308	1308	1080	A	A	-
	1.3	1394	1394	1130	A	A	-

### GP: General purpose; HD: Heavy duty; SD: Severe duty;

A: Suitable for materials with a density less than or equal to 2100 kg/m³;

B: Suitable for materials with a density less than or equal to 1800 kg/m³;

C: Suitable for materials with a density less than or equal to 1500 kg/m³;

Based on ISO 10567 and SAE J296, arm length without quick-coupler. For reference only.

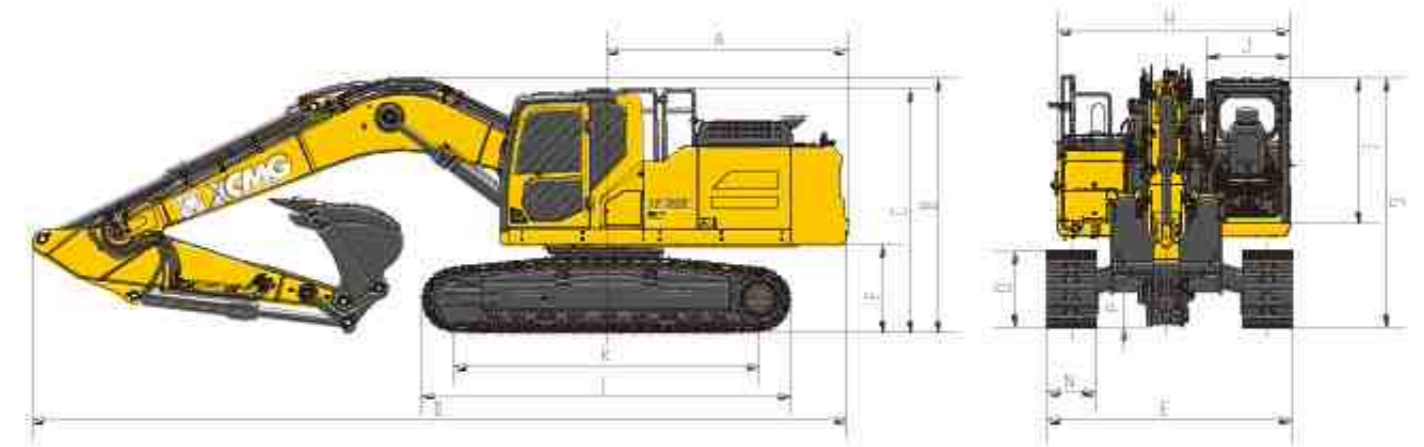
## Model: XE260E Standard undercarriage width: 3190 mm · W/o bucket · Unit (kg)

Unit: 1000 kg	A		1.5 m		3.0 m		4.5 m		6.0 m		7.5 m		Max. reach		
	B												A		
One-piece boom 6.0 m Arm 2.96 m Shoe 600 mm Counterweight 5.4 t	7.5 m								*4984	*4984	4104	*5127	4889	6.57	
	6.0 m								*5125	*5125	*5088	4022	*5110	3978	7.64
	4.5 m						*6796	*6796	*5769	5366	*5285	3876	4724	3479	8.29
	3.0 m						*8794	6947	*6698	5072	5254	3727	4409	3213	8.64
	1.5 m						*8743	6446	6519	4797	5105	3616	4291	3104	8.71
	0.0 m						*8501	6204	6334	4611	4994	3574	4349	3135	8.52
	-1.5 m				*9502	9502	*8444	6148	6257	4534	4952		4631	3331	8.04
	-3.0 m				13109	9664	*8508	6212	6288	4565			5229	3792	7.21
-4.5 m				*12284	*9942							*6622	4862	5.9	

## Model: XE260EN standard undercarriage width: 2990 mm · W/o bucket · Unit (kg)

Unit: 1000 kg	A		1.5 m		3.0 m		4.5 m		6.0 m		7.5 m		Max. reach		
	B												A		
One-piece Boom 6.0 m Arm 2.96m Shoe 600 mm Counterweight 5.4 t	7.5 m								*4984	*4983		*5127	4405	6.57	
	6.0 m								*5125	5056	*5088	3679	*5110	3561	7.64
	4.5 m						*6796	*6795	*5769	4834	*5285	3597	4724	3095	8.29
	3.0 m						*8794	6239	*6698	4540	5254	3451	4409	2844	8.64
	1.5 m						*8743	5738	6519	4265	5105	3301	4291	2738	8.71
	0.0 m						*8501	5495	6334	4079	4994	3191	4349	2760	8.52
	-1.5 m				*9502	8458	*8444	5439	6257	4003	4952	3149	4631	2933	8.04
	-3.0 m				13109	8601	*8508	5503	6288	4034			5229	3348	7.21
-4.5 m				*12284	8878							*6622	4318	5.9	

- : Rating over front
- : Rating over side
- 1\_ The lifting capacity is based on the ISO10567 standard.
- 2\_ \* = The maximum lifting capacity is limited by the hydraulic capacity of the machine.
- 3\_ The lifting capacity does not exceed 87 % of the hydraulic capacity or 75 % of the tipping load with the machine on level and firm ground.
- 4\_ The operator should be familiar with the machines operating- and maintenance manual.
- Local regulations concerning the safe operation of machinery must be followed at all times.
- 5\_ The lift diagrams only covers machines that are originally built by XCMG; without lifting chains and any other lifting equipment.
- 6\_ When the excavator is used to lift or handle materials, it must comply with local regulations and be equipped with the necessary hose burst valves and an overload warning device complying with EN474-5.



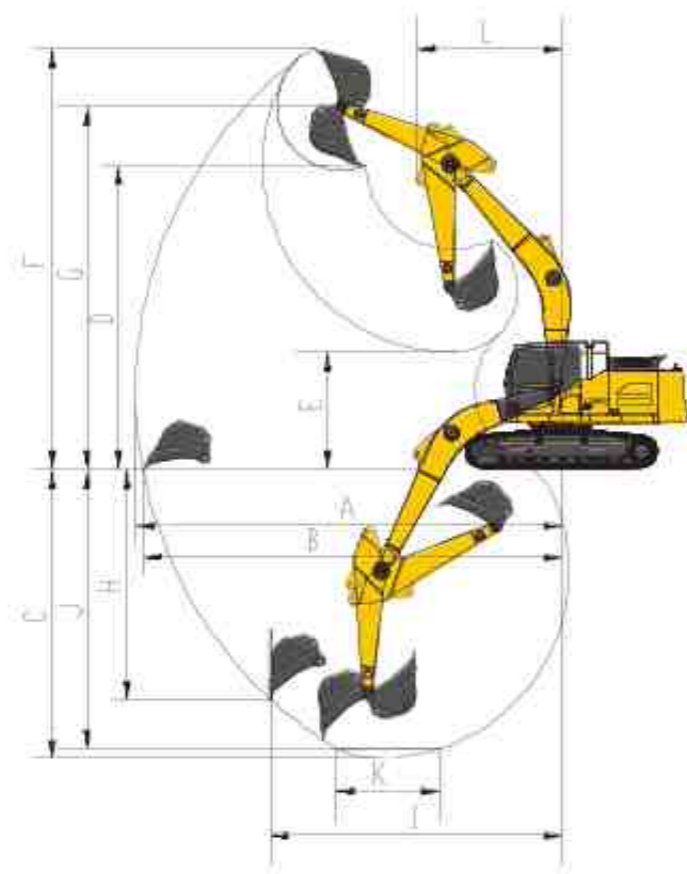
## Dimensions

Model	XE260E		XE260EN	
	6000			
Boom Length - mm	6000			
Arm Length - mm	2964	2500	2964	2500
Bucket Capacity - m <sup>3</sup>	1.2	1.4	1.2	1.4
A Tail swing radius - mm	3204	3204	3204	3204
B Shipping height (boom) - mm	3210	3210	3210	3210
C Shipping height (guardrail) - mm	3073	3073	3073	3073
D Shipping length - mm	10250	10250	10250	10250
E Shipping width - mm	3190	3190	2990	2990
F Counterweight clearance - mm	1110	1110	1110	1110
G Height over cab - mm	3036	3036	3036	3036
H Upper structure width - mm	2830	2830	2830	2830
I Cab height above house - mm	1778	1778	1778	1778
J Cab width - mm	1013	1013	1013	1013
K Tumbler distance - mm	3840	3840	3840	3841
L Track length - mm	4635	4635	4635	4633
M Undercarriage width - mm	3190	3190	2990	2990
N Shoe width std. - mm	600	600	600	600
O Track height - mm	939	939	939	939
P Ground clearance - mm	490	490	490	490

Remarks: The mark \* is widened undercarriage.

## Digging forces (ISO)

XE260E/XE260EN	One-piece boom	
	6000	
Boom Length - mm	6000	
Arm Length - mm	2964	2500
Bucket Capacity - m <sup>3</sup>	1.2	1.4
Bucket (Normal/Press. Up) - KN	176	
Arm (Normal/Press. Up) - KN	125	



## Working range

XE260E/XE260EN		One-piece boom	
Boom Length - mm		6000	
Arm Length - mm		2964	2500
Bucket Capacity - m <sup>3</sup>		1.2	1.4
A	Max. digging reach - mm	10240	9798
B	Max. digging reach (ground) - mm	10075	9612
C	Max. digging depth - mm	6925	6423
D	Max. unloading height - mm	7170	7067
E	Loading height - mm	2829	3308
F	Max. digging height - mm	10095	9870
G	Max. bucket Pin height - mm	8704	8480
H	Max. vertical Wall depth - mm	5520	4900
I	Max. radius vertical - mm	7005	7005
J	Max. digging depth [8' level] - mm	6704	-
K	Min. radius 8' line - mm	2506	-
L	Min. swing radius - mm	3580	3580

## Engine

Urea Tank	●
Automatic preheating	●
Fuel-water separator with water level indicator sensor	●
Fuel-water separator with heater [24 V]	○
Straight-flow air cleaner	●
50 °C high temperature ambient cooling assembly	●
Dust screen for radiator	●
Fuel radiator	●
Fuel-water quick drain device	●
Electronically controlled silicone oil clutch	●
Fuel filling pump 50 L/min	●
Auto-idle function	●

## Hydraulic System

Auxiliary hydraulic valve	●
One & two way hydraulic line for hammer & thumb plier	●
Attachment tilting and rotating lines	●
Hammer circuit oil filter	○
Hydraulic quick coupler lines	●
Hydraulic oil ISO VG 46	●
Hydraulic oil ISO VG 32	○
Hydraulic oil ISO VG 68	○
Right proportional joystick with rocker switch [AUX1]	●
Left proportional joystick with rocker switch [AUX2]	●
Gauge pressure monitoring	●
AUX 1 and AUX 2 flow control from monitor	●
AUX 1 pressure control from monitor	●

## Cab & Interior

Pressurized cab	●
Air suspension seat with heater	●
Control box	●
Rain visor	●
Front windshield divided 70/30 ratio	●
Double laminated windshield	○
Toughened windows	●
Sliding fold-in front window	●
Color LCD display capable of displaying warning information, and working hours*	●
Travel control pedal with detachable manual control lever	●
Double stereo speaker	●
Cup holder	●
Coat hook	●
Floor mat	●
Retractable seat belt [51 mm [2"] wide]	●
High and low travel speed switch	●
One-key boost mode	●
Sunlight protection, roof	●
Top sunroof	●
Windshield wiper with intermittent feature	●
File packet	●
Hot and cool box	○
Rear window emergency exit	○
Hammer for emergency escape	●

## Undercarriage

Long undercarriage 3190 mm [LC]	○
Long undercarriage 2990 mm [LC]	●
2x2 track guard	●
2x51 shoes, 2x9 bottom roller	●
2x2 upper roller	●
600 mm [24"] triple grouser track shoes	●
Protective device kit: undercarriage bottom sealing plate, travel motor sealing plate	●
700 mm [28"] triple grouser track shoes	○
800 mm [31"] triple grouser track shoes	○
Track rubber block	○

## Working device

Boom 6.0 m	●
Arm 2.96 m	●
1.2 m <sup>3</sup> reinforced bucket	●
Arm 2.5 m	○
1.0 m <sup>3</sup> rock bucket	○
1.4 m <sup>3</sup> reinforced bucket	○
24 inch width ditching bucket	○

## Electronic system

Battery [2x 850 CCA]	●
70 A 24 V DC generator	●
7.8 kW starter motor	●
5 V USB interface	●
Engine stop switch in the cab	●
Right-view camera	●
Rear-view camera	●
270° range image	●
Bluetooth and AM-FM radio set on monitor	●
DAB, Bluetooth, and AM-FM radio set on monitor	○
Travel buzzer with switch	●
Beacon lamp	●
2 LED lights cab-mounted (front)	●
1 LED light cab-mounted (rear)	●
2 LED lights on boom	●
12 V power interface	○
12 V power interface	○
Ceiling light	●

## Counterweight

5.4 t counterweight	●
---------------------	---

## Lubrication system

Automatic lubrication system	○
Arm concentration	●

## Safety

Side impact beam	○
Driving door locks and cabin locks	●
Alarm horn	●
Quick coupler switch with buzzer	●
Isolation plate between engine and oil pump chamber	●
Battery circuit breaker	●
Overheat alarm	●
Safety handrails and pedals	●
Anti-skid plate/anti-skid paste	●
Hydraulic safety locking lever	●
Right and left rear-view mirrors	●
Counterweight rear-view mirrors	○
Safety valves for boom cylinders	●
Safety valve for arm cylinder	●
Roll over protective structure [ROPS]	●
Operator protective guards [OPG]	○
Safety net on the front lower windshield	●

Standard: ●  
Optional: ○

Some of this standard or optional equipment may not be available for certain markets.  
Pictures may include attachments and optional equipment that are not available in your area.  
Materials and specifications are subject to change without advance notice.  
Please contact your local XCMG dealer for more information on availability or to customize your machine to suit your applications requirements.

# Optimum Services, XCMG Guaranteed



XCMG-approved attachments



Genuine parts



Extension of warranty



Financial solutions



Maintenance contract



Telematics

## Professional integrated complete solutions

The XCMG group has built a strong reputation based on the quality, reliability and durability of its construction machinery. What's more, XCMG has gradually established a service network to constantly provide its local integrated and highly efficient complete solutions for all customers.

## Professional integrated complete solutions

In order to respond to your needs as fast as possible, XCMG experts are on their way to your job site from one of our facilities near you. A full range of services is available in order to reduce your total cost of ownership and increase your revenue.



XCMG Global Spare Parts System



Mobile cranes



Excavators



Aerial work platforms



Wheel loaders



Road machinery

